

Telescopic lift systems

FPL-70E



1.

Install the lift system on the bottom of the cabinet.

Make sure the system is positioned level in all directions and free of obstructions

Use all available mounting points to install the system



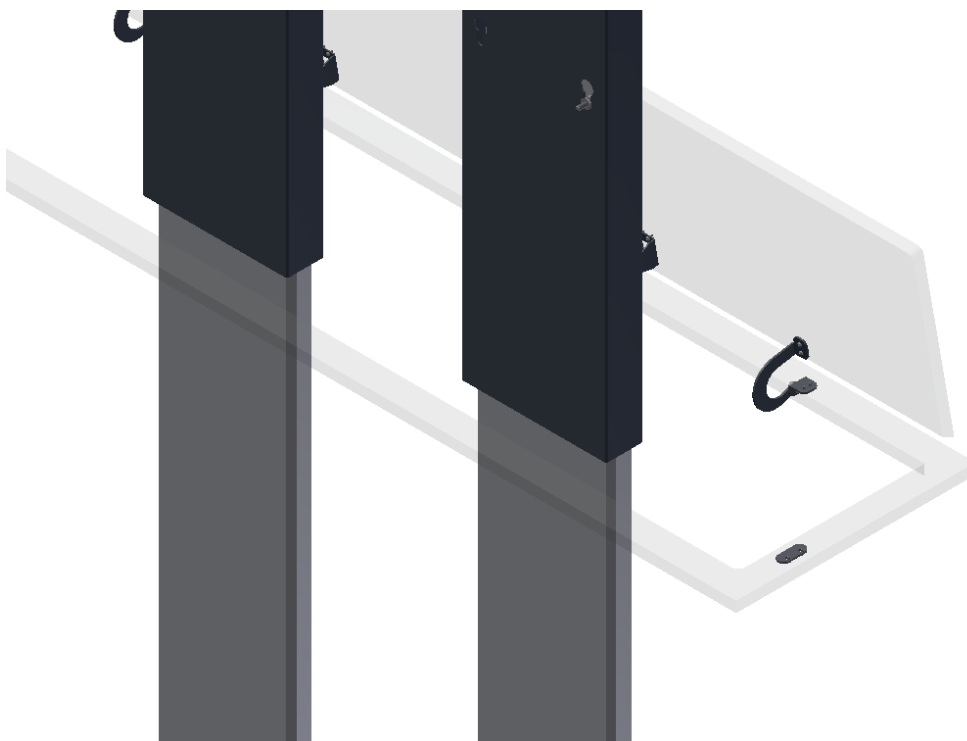
2.

Be sure that the system is positioned in a way that it is centered in the table cut out.

The cut out in the table top is determined by the size of the monitor and lift system (depth).

Apply extra space next to the monitor.

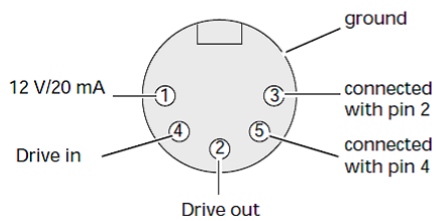
When the lift is used in combination with a hinged table top be sure the panel moves freeley from the table top and has a clearance (see drawing).



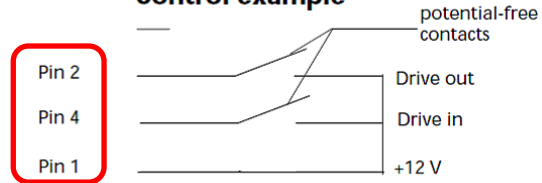
3.

For connecting or activating the system use the standard controll or controll it with a DIN plug.

Pin assignment for the 5-pin plug



Control example



When the system must be connected or activated with an external controll system, use the above listed option:

- use a separate potential free relay or switch with neutral middle position for each direction
- always use potential free contact closures (dry contacts)
- switching time delay of at least 0.5 seconds for up and down direction.

4.

For installing the 70" monitor at the 800x400 mm pattern in the lift use the applied cams.

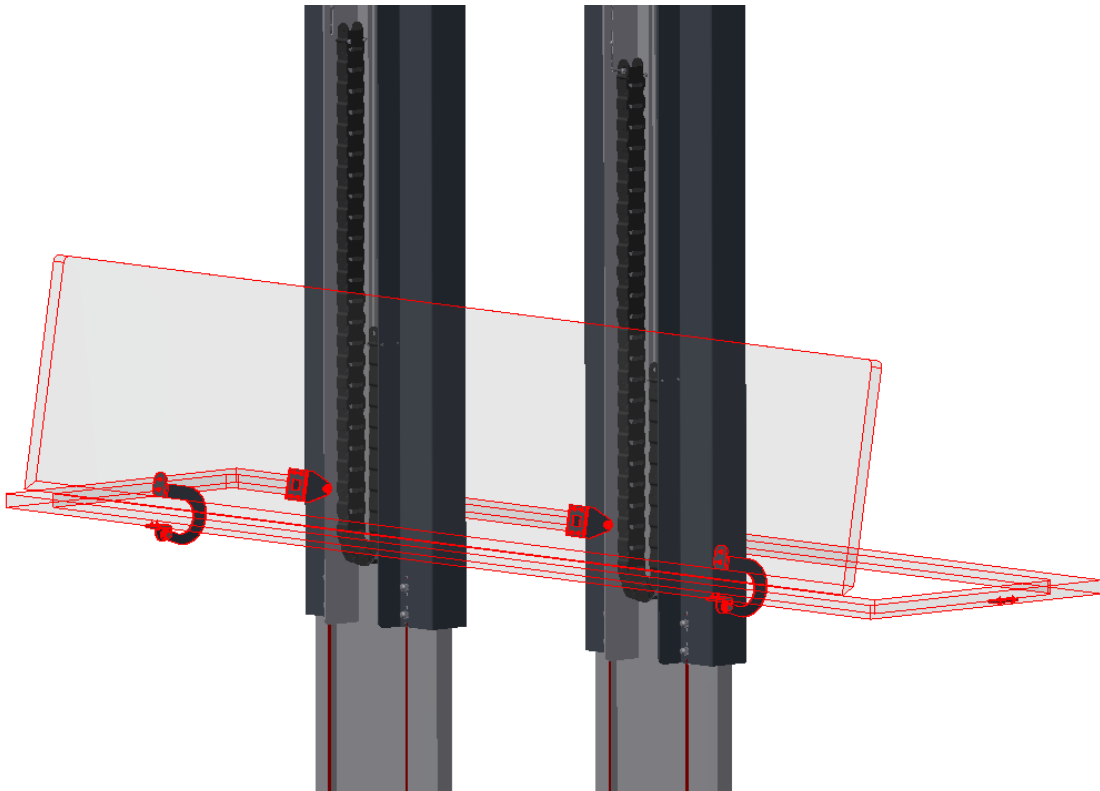
M6 part no. 392618

M8 part no. 392318

M10 part no. 390618



5.
Install the cables neatly in the cable chains at the back of the system.
Separate power and signal cables if possible.



Remark:

This system is only applicable for flat panels.

Application for different equipment must be consulted with Audipack.

Product modifications not performed by Audipack will end product warranty.

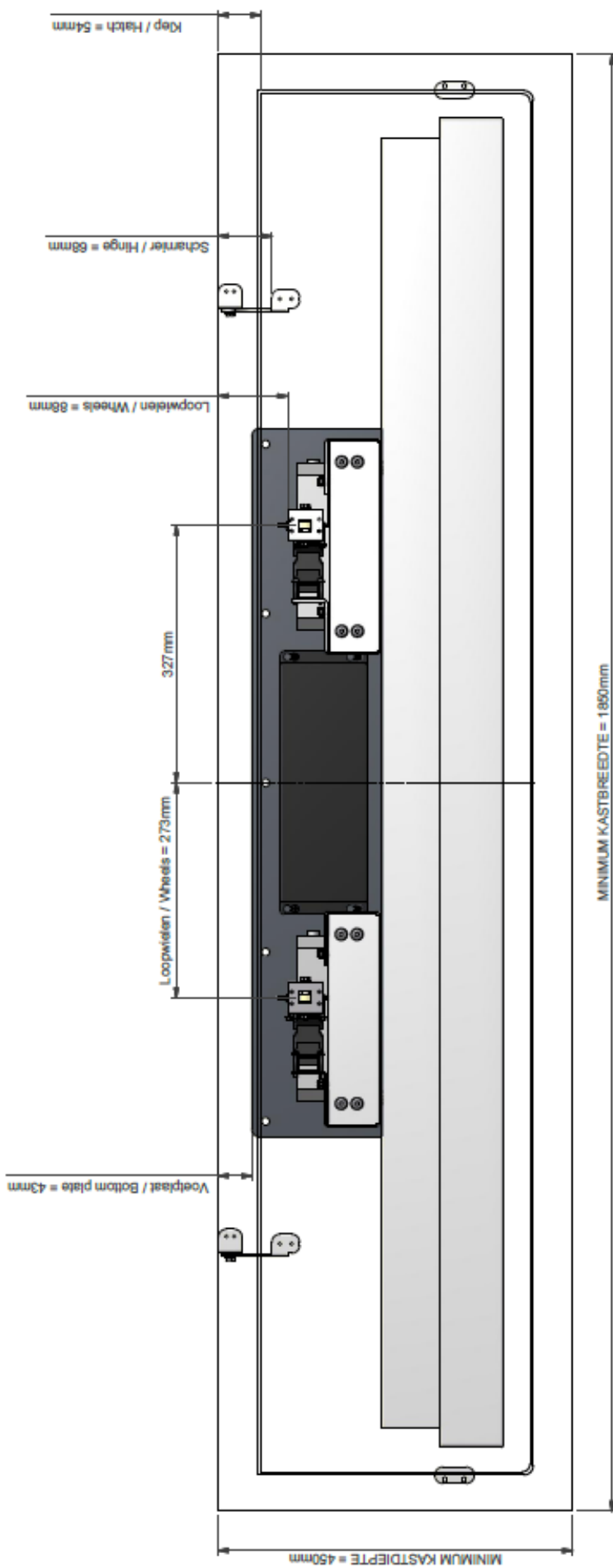
Technical data:

Primary power supply 230 VAC 50-60 Hz (external power supply standard supplied)

Cool-down period; 1 minute controll, 8 minutes pauze.

Max. load 150 Kg

**DE MATEN AANGEGEVEN ZIJN T.O.V. ACHTERWAND AAN DE BINNENKANT GEMETEN /
INDICATED DIMENSIONS ARE WITH RESPECT TO THE INNER BACK WALL OF THE CABINET**



NOTE: All dimensions are ±... in mm and subject to change

© COPYRIGHT AUDIPACK
This print and the information shown thereon, is the property of AUDIPACK.
It may not be delivered to others nor reproduced for general circulation without the written consent of the AUDIPACK engineering department.



AUDIPACK
Industriestraat 2-4
2751 GT Moerkapelle
the Netherlands
Tel: +31(0)766931671
Fax: +31(0)76693115
www.audipack.com

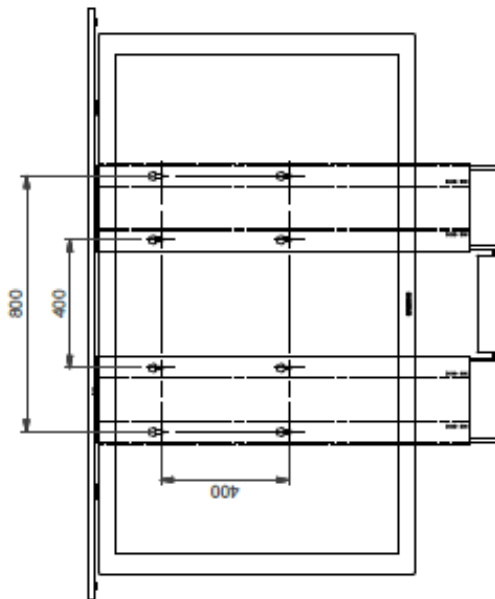
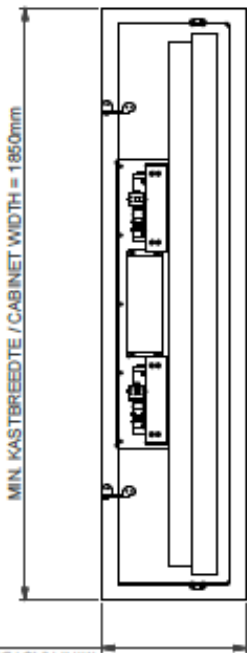
KLEP / LID

DUBBELL KOLOMS HEFSYSTEEM

Dimensions are indications, not to be used for any preparations. No rights can be derived from the above dimensions.

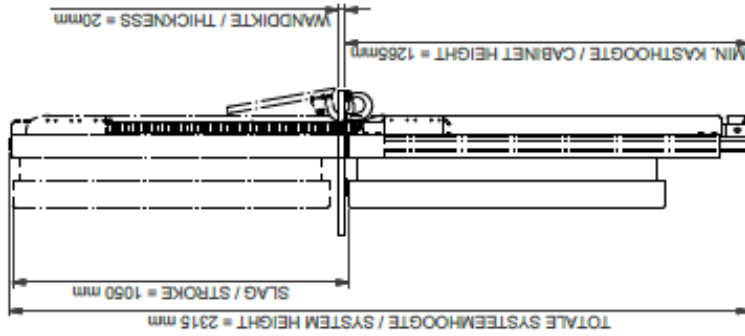
DE AANGEGEVEN KASTMATEN ZIJN INWENDIGE MATEN
INDICATED CABINET DIMENSIONS ARE INTERNAL DIMENSIONS

MIN. KASTDIEPTE / CABINET DEPTH = 450mm

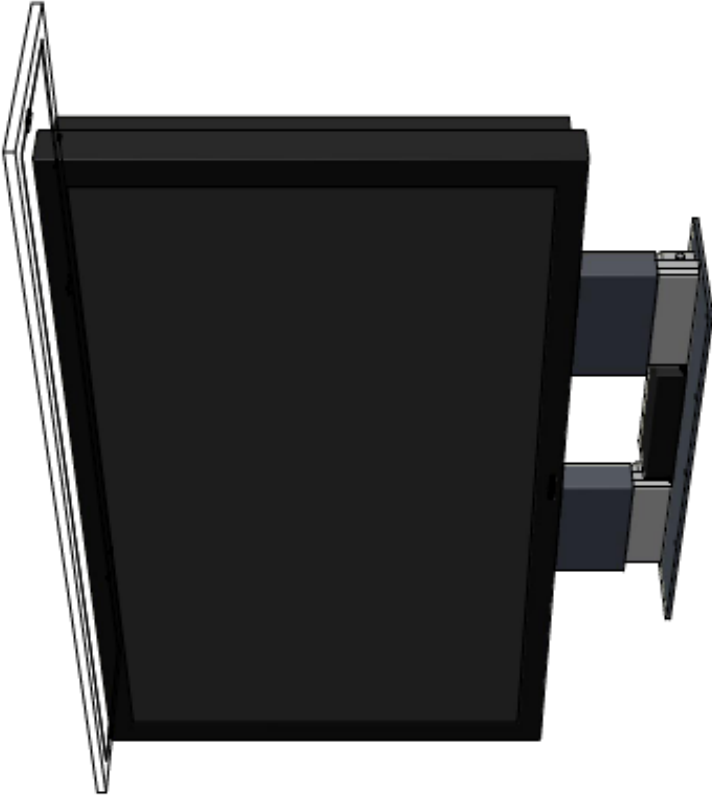


VESA 800 X 400
VESA 400 X 400

Alle maten zijn indicatief, en mogen niet gebruikt worden ter voorbereiding van meubilair.
Van de bovenvernoemde maten in deze tekening kunnen geen rechten worden ontleend.



Max.
150Kg



Opmerking: alle maten ± ..., en in millimeters. Wijzigingen voorbehouden.

© COPYRIGHT AUDIPACK
De afdruk en de informatie erop,
is eigendom van AUDIPACK.
Verspreiding of
vermenigvuldiging mag niet
geschieden zonder schriftelijke
toestemming van AUDIPACK.



AUDIPACK
Industriestraat 2-4
2751 GT Marenkappelle
the Netherlands
Tel: +31(0)706931671
Fax: +31(0)706933115
www.audipack.com

PRESENTATION

DUBBEL KOLOMS HEFSYSTEEM

Audipack's general conditions of sales and delivery apply to all of Audipack's deliveries. These conditions can be downloaded from Audipack's website, www.audipack.com, or will be sent by post on request.

Audipack liefert ausschließlich unter die allgemeine Verkauf- und Lieferungsbedingungen von Audipack. Diese Bedingungen sind zum downloaden verfügbar auf die Webseite von Audipack, www.audipack.com, oder werden Ihnen auf Anfrage per Post gesendet.

Alle leveringen geschieden uitsluitend volgens de Algemene Verkoop- en Leveringsvoorwaarden van Audipack. Een afschrift hiervan kunt u downloaden van de website van Audipack, www.audipack.com, of wordt u op aanvraag gestuurd per post.

Les conditions de vente et de livraison de Audipack s'appliquent à tous les livraisons de Audipack. Cette conditions sont disponible sur le site internet de Audipack, www.audipack.com, où seront envoyé par poste sur demande.

AUDIPACK

Industriestraat 2-4
2751 GT Moerkapelle
the Netherlands

Tel: +31(0)795931671
Fax: +31(0)795933115
Email: audipack@audipack.com

www.audipack.com

Audipack reserves the right to make changes in specifications and other information contained in this document without prior written notice. The information provided herein is subject to change without notice. In no event shall Audipack be liable for any incidental, special, indirect, or consequential damages whatsoever, including but not limited to lost profits, arising out of or related to this manual or the information contained herein, even if Audipack has been advised of, known, or should have known, the possibility of such damages.