

WPL-IV

Installation manual



EN.

Attention.

The WPL is an automated panel movement systems that manipulates a panel in 2 directions. **Aware for fingers, clothes and long hair during installation.**

Attention:

When you receive the system, the automated function is **disabled** for safety reasons and can be activated when the system is set correctly!



The automated function includes:

- Automatic vertical lift
- Automatic horizontal movement of the panel mechanism.


On the PCB manual activation buttons are available to move both movements by hand.

These buttons can be overrided with an external control.

Automatic sequence selector

External control

External control

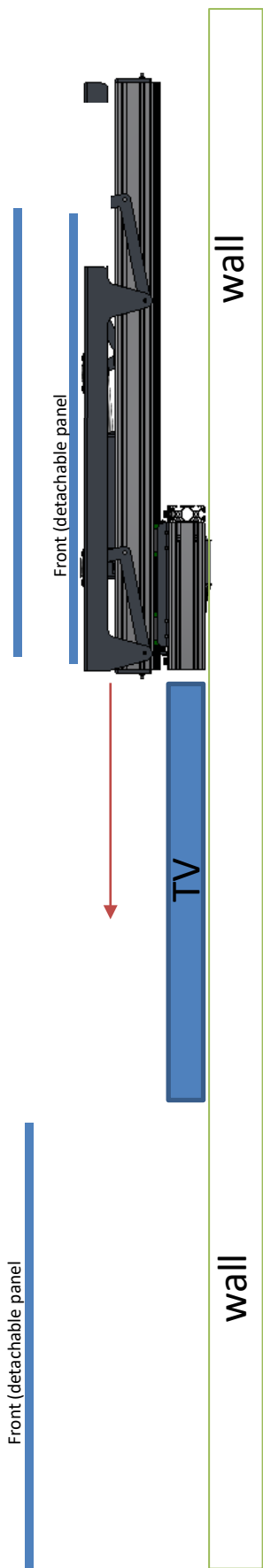


External wired control

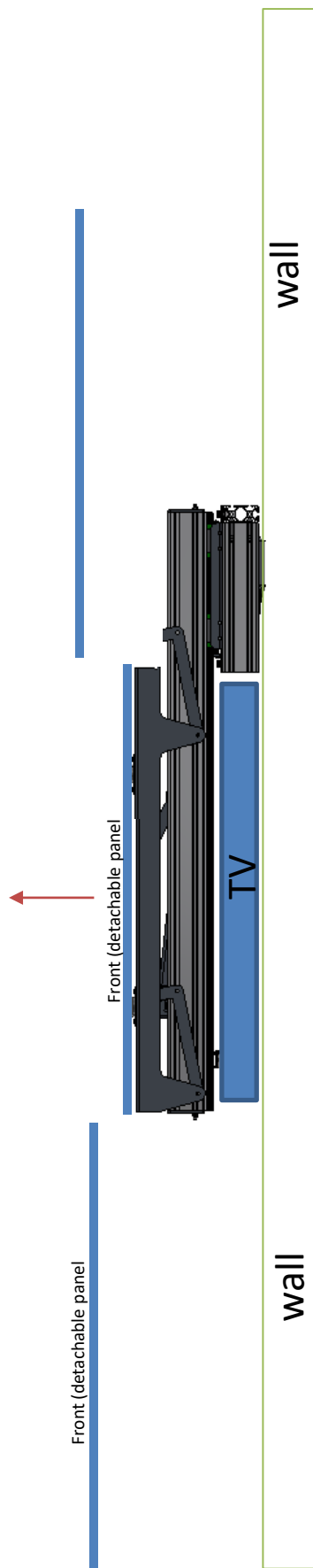
External wired control

Use the PCB manual 261138 for correct connections

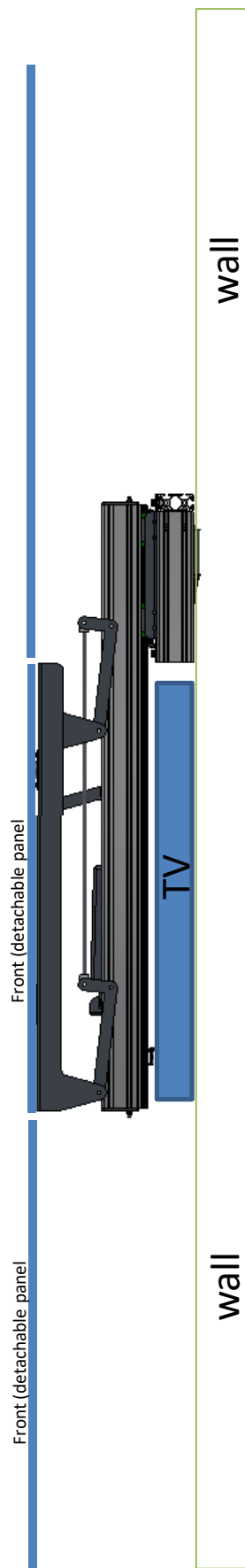
Upwards-retracted position



Lower - retracted position



Lower - extended position



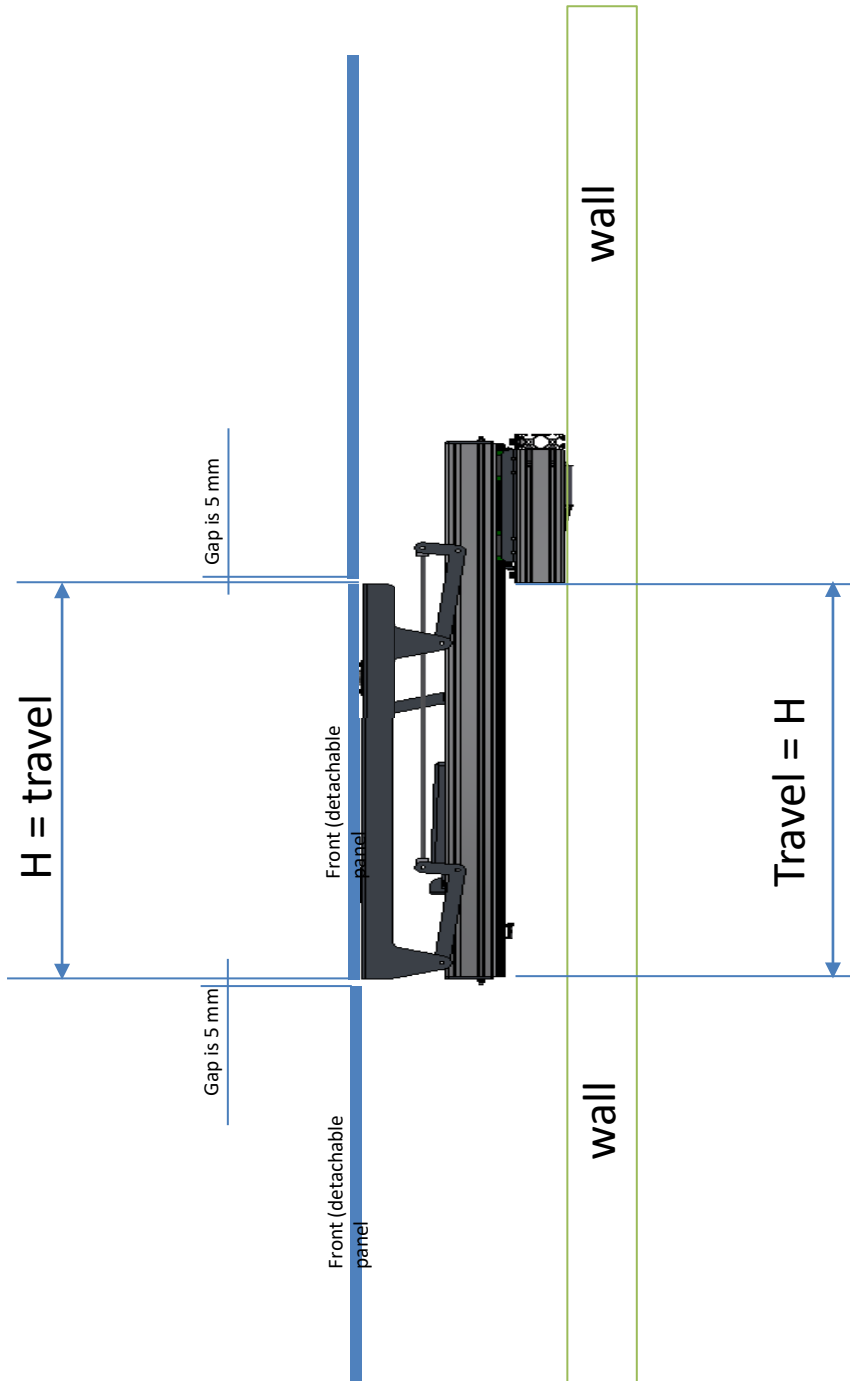
EN.

Mount the system to the back wall, equal to where the TV is mounted to. Be aware of the max. TV thickness.

If the TV is too thick the unit can be mounted further away from the wall using spacers.

Be sure the system is mounted parallel to the rear and front (finishing) wall.

The front panel has an equal height as the travel of the system.



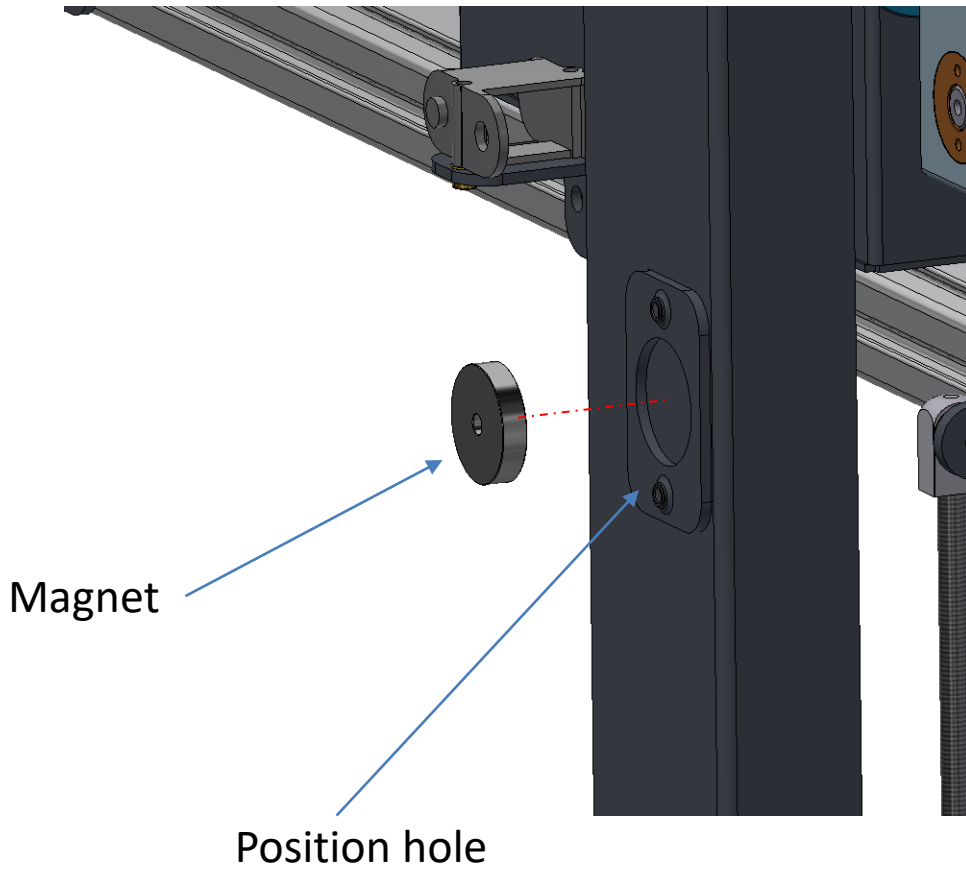
Vertical travel ?? mm

Forward movement ?? mm

EN.

The front panel that moves with the mechanism can be mounted with magnets to the system.


This makes it possible to remove the panel if needed.



EN.

When the system is installed and works perfectly, moving parts free form fixed parts, the automated function can be activated.


On the PCB in the system is a red selector, set the dip switches according the below model. The standard program selector is also set; *never change that.*



4 = on
3 = on
2 = off
1 = off



Program 1



External control

External control

External wired control

External wired control

Use the PCB manual 261138 for correct connections

Audipack's general conditions of sales and delivery apply to all of Audipack's deliveries. These conditions can be downloaded from Audipack's website, www.audipack.com, or will be sent by post on request.

Audipack liefert ausschließlich unter die allgemeine Verkauf- und Lieferungsbedingungen von Audipack. Diese Bedingungen sind zum downloaden verfügbar auf die Webseite von Audipack, www.audipack.com, oder werden Ihnen auf Anfrage per Post gesendet.

Alle leveringen geschieden uitsluitend volgens de Algemene Verkoop- en Leveringsvoorwaarden van Audipack. Een afschrift hiervan kunt u downloaden van de website van Audipack, www.audipack.com, of wordt u op aanvraag gestuurd per post.

Les conditions de vente et de livraison de Audipack s'appliquent à tous les livraisons de Audipack. Cette conditions sont disponible sur le site internet de Audipack, www.audipack.com, où seront envoyé par poste sur demande.

**AUDIPACK
Industriestraat 2
2751 GT Moerkapelle
The Netherlands**

Tel: +31(0)795931671

Email: support@audipack.com

www.audipack.com

Audipack reserves the right to make changes in specifications and other information contained in this document without prior written notice. The information provided herein is subject to change without notice. In no event shall Audipack be liable for any incidental, special, indirect, or consequential damages whatsoever, including but not limited to lost profits, arising out of or related to this manual or the information contained herein, even if Audipack has been advised of, known, or should have known, the possibility of such damages.