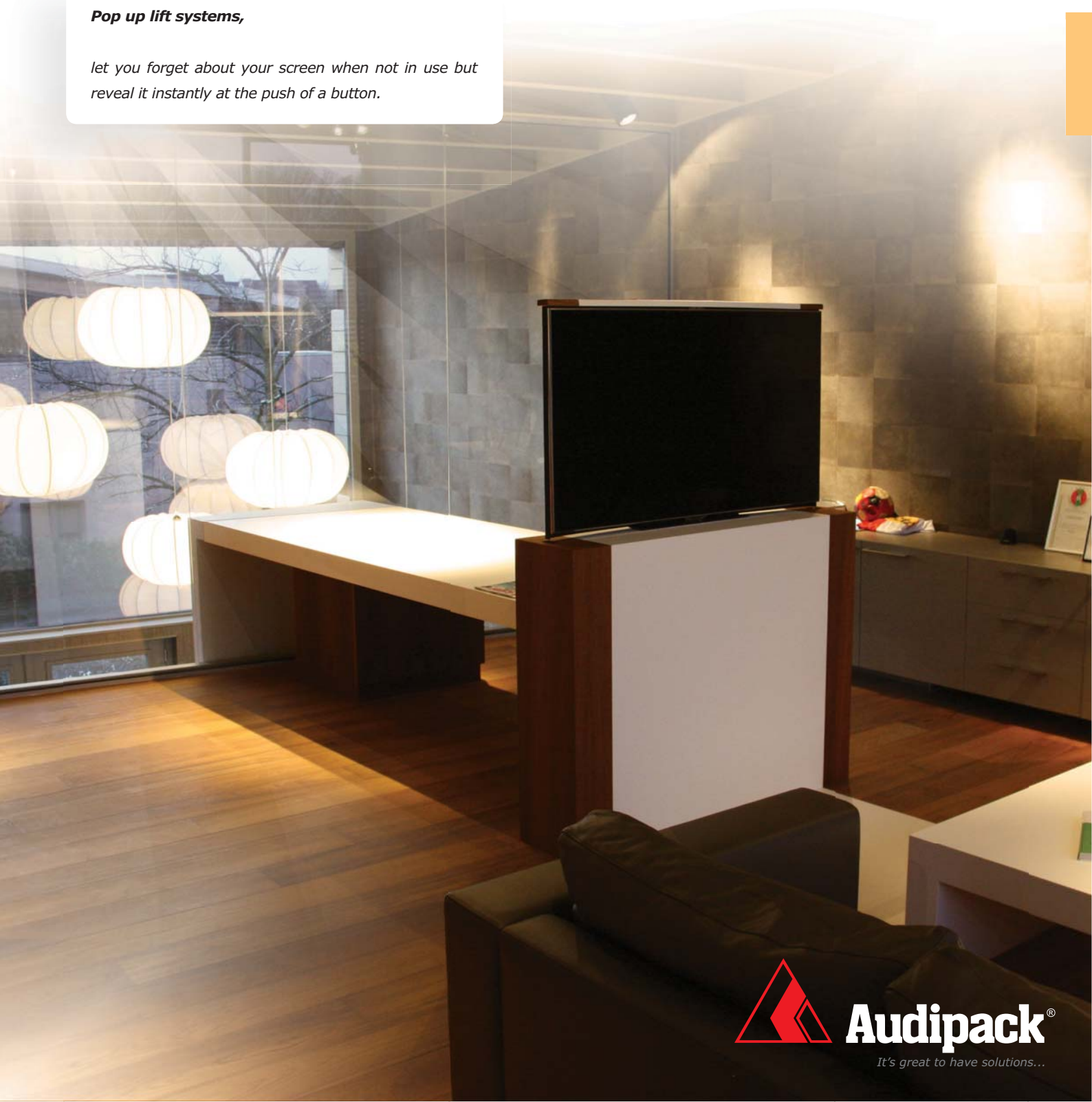


Pop up lift systems

for flat panels

Pop up lift systems,

let you forget about your screen when not in use but reveal it instantly at the push of a button.



Audipack®

It's great to have solutions...

Invisible luxury

with the Audipack **pop up** lift systems



Silently raises and lowers the TV out of the furniture

No jerky movement or unexpected sounds, just the silent, smooth appearance of the screen on demand.

This fast and rigid lift system complements interior furniture. Well designed, the plug and play lift is quick to install and robust in operation.

The telescopic Pop up lift systems

pops up your screen of up to 90°. Single, double and quad column models are available.



- ▲ **Integrated cable guidance**
- ▲ **Easy installation**
- ▲ **Rigid build**
- ▲ **Modern design**



























Universal
mounting interface



Cable guidance



TELESCOPIC POP UP LIFT SYSTEMS Power supply: 230 VAC 50-60 Hz/24 VDC

	<p>Ref. P3674 Single column lift</p> <p>Dimensions in mm W 400 x D 213 x H 585-1260 Nett stroke 675 Presentation height (centre screen) 1056 Mounting interface VESA 75, 100, 200 & L&S 3 Connectivity Contact relay Optional wall switch, IR/RF remote or bluetooth receiver</p>   
	<p>Ref. P5321 Single column lift</p> <p>Dimensions in mm W 860 x D 290 x H 880-1845 Nett stroke 965 Presentation height (centre screen) 1465 Max. mounting range in mm. W 810 x H 446 Min. mounting range in mm. W 130 Connectivity Contact relay Optional wall switch, IR/RF remote or bluetooth receiver</p>   
	<p>Ref. P5369 Double column lift</p> <p>Dimensions in mm W 860 x D 290 x H 880-1845 Nett stroke 965 Presentation height (centre screen) 1465 Max. mounting range in mm. W 810 x H 446 Min. mounting range in mm. W 130 Connectivity Contact relay Optional wall switch, IR/RF remote or bluetooth receiver</p>   
<p><i>Extra high version</i></p> 	<p>Ref. P5382 Quad column lift</p> <p>Dimensions in mm W 900 x D 450 x H 1088-3075 Nett stroke 1935 Presentation height (centre screen) 2664 Max. mounting range in mm. W 810 x H 671 Min. mounting range in mm. W 130 Connectivity Contact relay Optional wall switch, IR/RF remote or bluetooth receiver</p>   
	<p>Ref. FPL-7072E Single column lift</p> <p>Dimensions in mm W 400 x D 295 x H 1265-2315 Nett stroke 1050 Presentation height (centre screen) 1815 Mounting interface VESA 400 x 200, 400 x 400, 600 x 200, 600 x 400 Connectivity Contact relay Optional wall switch & IR/RF remote</p>   
	<p>Ref. FPL-90E</p> <p>Dimensions in mm W 400 x D 295 x H 1600-2900 Nett stroke 1300 Presentation height (centre screen) 2200 Mounting interface VESA 400 x 200, 400 x 400, 600 x 200, 600 x 400 Connectivity Contact relay Optional wall switch & IR/RF remote</p>   

POP UP LIFT SYSTEMS

ACCESSORIES

CONNECTIVITY

High end pop up lift systems:



Lift + hatch 1 receiver, 1 transmitter
 Lift + rotation 2 receivers, 1 transmitter
 Lift + rotation + hatch 2 receivers, 1 transmitter

Ref.	260214	260215	260218	260219	460286	261318
Description	IR remote (<i>internal</i>)	RF remote (<i>internal</i>)	IR remote (<i>external</i>)	RF remote (<i>external</i>)	RF remote	Wall switch
Suitable for	High end pop up lift systems	High end pop up lift systems	Telescopic lift systems	Telescopic lift systems	P3674, P5321, P5369, P5382	Telescopic lift systems

BLUETOOTH® ADAPTER



Compatible with iOS and Android

Ref.	460335
Description	Bluetooth receiver to control your lift with tablet or smartphone
Suitable for	P3674, P5321, P5369, P5382

